
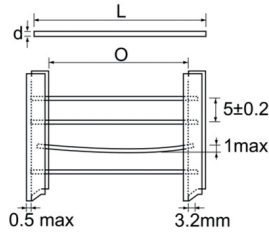

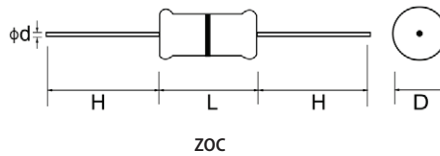


ZW Type



Part No	Type	L±3	d±0.05	O±1	
ZWA0	ZW-A	60/34	0.45	52	26
ZWB0	ZW-B	60/34	0.54	52	26
ZWB1	ZW-B1	60/34	0.60	52	26
ZWC0	ZW-C	60/34	0.70	52	26
ZWD0	ZW-D	60/34	0.75	52	26
ZWE0	ZW-E	60/34	1.00	52	26

ZO Type

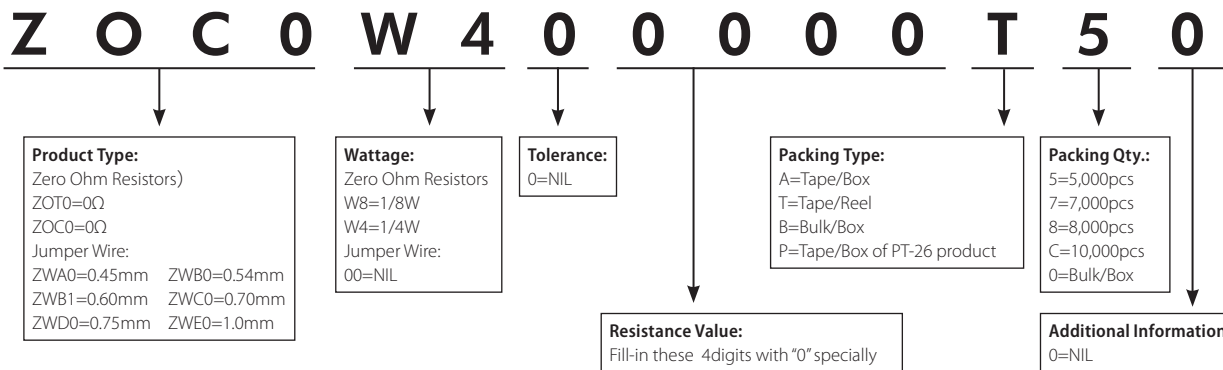


Part No	Type	Power Rating 70°C	Dimension (mm)				Resistance Range (≤mΩ)
			D±0.3	L	d±0.05	H±3	
ZOT0W8/ZOC0W8	ZO-12	1/8W	1.9	3.3±0.3	0.45	28	ZOT: 10 ZOC: 50
ZOT0W4/ZOC0W4	ZO-25	1/4W	2.2	6.5±1.0	0.54	28	

Performance Specification

Lead material	Tin-Plated copper
Insulation resistance	Dry-10,000MΩ, Wet-100MΩ
Dielectric withstanding voltage	Atmospheric -500V RMS; Reduced -325VRMS;
Rated current	1/8W 70 °C 1.5A, 1/4W 70 °C 2.5A Derating to 0 Amps at 150 °C

Ordering Procedure (Example: ZOC 1/4W 0Ω T/R-5000)



New/Old Part.no Contrast

New Part.no	Old Part.no	New Part.no	Old Part.no
ZOC**00000A*0	CFRO**00000A*0	ZWB10000000A*0	ZWF00000000A*0
ZOT**00000A*0	ZO00**00000A*0	ZWE00000000A*0	ZWF00000000A*0

*M-type jumpers can be customized on request

Remark: For more details, please check page 135, Part No. System